



SADDLE RIVER
CAPITAL MANAGEMENT LLC

ETF OUTLOOK

AUG 2007

WWW.SADDLERIVERCAPITAL.NET

SRCM ETF Managed Portfolios Outpace Market in July

The 5 Saddle River Capital Management ETF Portfolios have outperformed the S&P 500 Index in July even though it was a down market.

Here is the data for the portfolios and the market so far this year:

	Month	YTD
Aggressive Growth	-2.88%	5.74%
Growth	-2.74%	4.49%
Growth & Inc. blend	-2.22%	3.94%
Growth & Income	-1.66%	3.17%
Income & Preservation	-1.80%	1.99%
S&P 500 Index	-3.20%	2.82%

All but the most conservative SRCM ETF portfolio is ahead of the market year-to-date.

Particularly, the wealthy investor (who is as interested in capital preservation as beating the market) would be comfortable investing in the ETF portfolios covering Growth & Income Blend and Growth & Income because they have much less risk than the market yet outperform it.

Metals, Emerging Markets & Oil lead the top ETF performers.

Gold, silver and the PowerShares Base Metals ETF were among the top ten in performance in July. Also, China, South Korea and Hong Kong led the international ETFs in return for the month. US Oil ETF finished off the top ten.

The bottom ten was led by financials, home builders,

Internet, and small cap ETFs.

New Bond Funds Launched By Ameristock Funds

The Ameristock/Ryan ETFs are Treasuries that target a specific duration. They are as follows:

- Ameristock/Ryan 1 Year US Treasury (GKA)
- Ameristock/Ryan 2 Year US Treasury (GKB)
- Ameristock/Ryan 5 Year US Treasury (GKC)
- Ameristock/Ryan 10 Year US Treasury (GKD)
- Ameristock/Ryan 20 Year US Treasury (GKE)

The 1 year GKA targets 67.6% of 6 months and 33.3% of 2 year Treasuries. The 2 year through 10 year are 100% on the year duration they represent. The 20year (GKE) is on a 50% 10 year and 50% 30 year treasury target.

The expense ratio of each fund is 15 basis points.

Claymore Launches 6 New ETFs

The funds are as follows:

- Claymore/Zacks Country Rotation (CRO)
- Claymore/Zacks International Yield Hog Index (HGI)
- Claymore/SWM Canadian Energy Income Index (ENY)
- Claymore/Robeco Boston Partners Large Cap Value (DCL)
- Claymore/Clear Global Exchanges, Brokers & Asset Managers Index (EXB)
- Claymore/Clear Global Vaccine Index (JNR)

The Claymore/Zacks Country Rotation fund uses a quantitative methodology proprietary to Zacks to choose countries and companies from within the MSCI EAFE Index.

The Claymore/Zacks Yield Hog Index invests in stocks in the Zacks Yield Hog Index based on their proportion

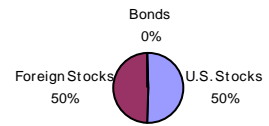
SADDLE RIVER CAPITAL MODEL ETF PORTFOLIOS - JULY 2007

AGGRESSIVE GROWTH

Total Return Month	Total Return Quarter	Total Return YTD	Total Return 1 Yr
-2.88%	-2.88%	5.74%	17.36%

Value of a \$10,000 investment made from portfolio inception (12/31/2003): \$17,050

Asset Allocation

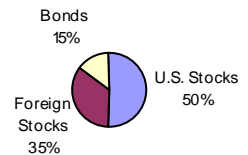


GROWTH

Total Return Month	Total Return Quarter	Total Return YTD	Total Return 1 Yr
-2.74%	-2.74%	4.49%	14.44%

Value of a \$10,000 investment made from portfolio inception (12/31/2003): \$15,731

Asset Allocation

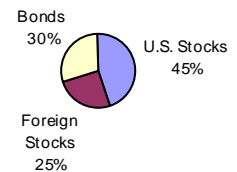


GROWTH & INCOME BLEND

Total Return Month	Total Return Quarter	Total Return YTD	Total Return 1 Yr
-2.22%	-2.22%	3.94%	12.82%

Value of a \$10,000 investment made from portfolio inception (12/31/2003): \$14,835

Asset Allocation

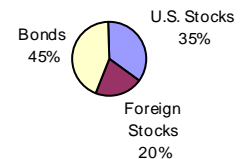


GROWTH & INCOME

Total Return Month	Total Return Quarter	Total Return YTD	Total Return 1 Yr
-1.66%	-1.66%	3.17%	10.94%

Value of a \$10,000 investment made from portfolio inception (12/31/2003): \$13,839

Asset Allocation

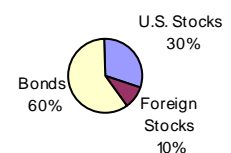


INCOME & PRESERVATION

Total Return Month	Total Return Quarter	Total Return YTD	Total Return 1 Yr
-1.80%	-1.80%	1.99%	8.35%

Value of a \$10,000 investment made from portfolio inception (12/31/2003): \$13,003

Asset Allocation



ETF SCORECARD - JULY 2007

NAME	RETURN		
	JULY	QTR	YTD
S&P 500 Price Index	-3.20%	-3.20%	2.82%
NASDAQ Composite	-2.19%	-2.19%	5.48%
MSCI EAFE	-1.54%	-1.54%	7.38%

Top 10 Best Performers for the Month

Name	Ticker	Total Return				30 Day Avg
		Month	Quarter	YTD	1 Yr	Volume
United States Oil	USO	10.40%	10.40%	13.40%	-15.80%	2591210
Ishares MSCI South Korea	EWY	9.40%	9.40%	33.50%	46.90%	1934708
Ishares FTSE/Xinhua China 25	FXI	8.60%	8.60%	25.50%	79.50%	2639068
Powershares DB Base Metals	DBB	5.50%	5.50%	18.30%	-	44510
Market Vectors Gold Miners	GDX	5.40%	5.40%	0.10%	3.30%	1116282
Ishares MSCI Hong Kong	EWH	5.40%	5.40%	12.10%	32.90%	3098695
Ishares S&P GSCI Commodity-Indexed Trust	GSG	4.80%	4.80%	11.10%	-12.30%	123852
Powershares DB Silver	DBS	3.80%	3.80%	4.70%	-	17524
BLDRS Emerging Markets ADR	EEB	3.80%	3.80%	24.80%	-	251514
Ishares Silver Trust	SLV	3.70%	3.70%	-0.50%	12.20%	392831

Top 10 Worst Performers for the Month

Name	Ticker	Total Return				30 Day Avg
		Month	Quarter	YTD	1 Yr	Volume
B2B Internet Holders	BHH	-22.90%	-22.90%	-15.70%	-21.90%	74572
Ishares Dow Jones US Home Construction	ITB	-15.20%	-15.20%	-37.00%	-23.40%	404766
Internet Infrastructure Holders	IIH	-14.20%	-14.20%	-10.10%	10.30%	162134
SPDR S&P Homebuilders	XHB	-12.50%	-12.50%	-29.10%	-14.60%	4007359
Powershares Listed Private Equity	PSP	-10.90%	-10.90%	-7.60%	-	129803
Ishares Morningstar Small Value Index	JKL	-9.70%	-9.70%	-6.30%	6.60%	9893
Powershares Dynamic Insurance	PIC	-9.50%	-9.50%	-6.00%	3.10%	14779
Powershares Dynamic Financials	PFI	-9.40%	-9.40%	-5.60%	-	6886
Ishares Russell 2000 Value Index	IWN	-9.20%	-9.20%	-6.20%	6.10%	2400539
KBW Regional Banking	KRE	-9.20%	-9.20%	-15.30%	-11.40%	927552

Name	Ticker	Total Return			30 Day Avg Volume	
		Month	Quarter	YTD		
Large Cap						
Growth						
Nasdaq 100 Trust Index	QQQQ	-0.10%	-0.10%	10.30%	28.40%	NM
Powershares Dynamic Large Cap Growth	PWB	-1.10%	-1.10%	5.30%	16.80%	367438
Ishares Morningstar Large Growth Index	JKE	-1.20%	-1.20%	6.50%	18.80%	20934
Ishares Russell 1000 Growth Index	IWF	-1.40%	-1.40%	6.30%	18.90%	1768476
Powershares Dynamic Agg Growth	PGZ	-1.70%	-1.70%	8.80%	-	4607
Ishares Russell 3000 Growth Index	IWZ	-2.00%	-2.00%	5.60%	18.50%	35655
Vanguard Growth Vipers	VUG	-2.10%	-2.10%	5.90%	18.90%	187904
First Trust IPOX - 100 Index	FPX	-2.20%	-2.20%	8.70%	30.30%	11748
Fidelity Nasdaq Composite Index	ONEQ	-2.20%	-2.20%	5.20%	22.00%	43458
StreetTracks DJ Wilshire Large Cap Growth	ELG	-2.20%	-2.20%	5.30%	17.40%	19086
Ishares S&P 500 Growth Index	IYW	-2.20%	-2.20%	4.10%	16.20%	510920
Powershares ValueLine Timeliness Select	PIV	-3.80%	-3.80%	5.80%	14.10%	93941
Blend						
Vanguard Pacific Stock Vipers	VPL	-0.30%	-0.30%	5.80%	15.90%	95952
First Trust NASDAQ 100 Equal Weight Index	QQEW	-0.50%	-0.50%	9.10%	27.20%	10155
Claymore/Ocean Tomo Patent	OTP	-1.60%	-1.60%	9.00%	-	9500
Powershares Dynamic Large Cap	PJF	-1.90%	-1.90%	3.80%	-	4993
Claymore/Zachs Sector Rotation	XRO	-1.90%	-1.90%	6.00%	-	28914
Ishares S&P 100 Index	OEF	-2.10%	-2.10%	2.80%	16.50%	52638
Ishares S&P Global 100 Index	IOO	-2.20%	-2.20%	5.90%	18.20%	83724
Ishares Morningstar Large Core Index	JKD	-2.20%	-2.20%	3.50%	16.60%	13686
Ishares KLD 400 Social Index	DSI	-2.30%	-2.30%	1.70%	-	6169
Vanguard Dividend Appreciation	VIG	-2.50%	-2.50%	2.70%	13.00%	13417
Market 2000 Holders	MKH	-2.70%	-2.70%	2.70%	14.30%	3417
Ishares KLD 400 Select Social Index	KLD	-2.90%	-2.90%	3.60%	15.40%	9966
SPDR DJ Wilshire Large Cap	ELR	-3.00%	-3.00%	3.40%	15.40%	2403
Ishares Russell 1000 Index	IWB	-3.10%	-3.10%	3.80%	16.20%	580634
S&P 500 Spiders	SPY	-3.20%	-3.20%	3.70%	15.90%	NM
Ishares NYSE Composite Index	NYC	-3.20%	-3.20%	5.50%	17.80%	19000
Vanguard Large Cap	VV	-3.20%	-3.20%	3.80%	16.10%	81230
Ishares S&P 500	IVV	-3.20%	-3.20%	3.50%	15.80%	3209235
Ishares Dow Jones US Total Market Index	IYY	-3.20%	-3.20%	3.80%	16.00%	51252
Streettracks Total Market ETF	TMW	-3.30%	-3.30%	3.80%	16.20%	8162
Ishares Russell 3000 Index	IWV	-3.30%	-3.30%	3.00%	15.50%	407121
Wisdom Tree Large cap Dividend	DLN	-3.30%	-3.30%	1.40%	24.10%	33441
Ishares S&P 1500 Index	ISI	-3.40%	-3.40%	3.70%	15.60%	23355
Vanguard Total Stock Market Vipers	VTI	-3.50%	-3.50%	3.60%	16.10%	301117
Wisdom Tree Total Dividend	DTD	-3.60%	-3.60%	1.00%	12.20%	17017
Claymore/Sabrient Defender	DEF	-3.90%	-3.90%	4.50%	-	13286
Wisdom Tree Dividend Top 100	DTN	-3.90%	-3.90%	1.10%	12.70%	38966
Wisdom Tree High Yielding Equity	DHS	-4.30%	-4.30%	-1.40%	9.00%	22348
Powershares FTSE RAFI US 1000	PRF	-4.50%	-4.50%	2.90%	15.10%	96438
Powershares ValueLine Industry Rotation	PYH	-4.50%	-4.50%	4.90%	-	41421
Rydex S&P Equal Weight	RSP	-4.50%	-4.50%	3.80%	16.80%	931590
Powershares Dynamic Market	PWC	-4.60%	-4.60%	1.60%	11.20%	53891
Claymore/Zacks Yield Hog	CVY	-5.20%	-5.20%	1.10%	-	28103
Powershares High Growth Rate Div Achievers	PHJ	-5.30%	-5.30%	-4.20%	4.60%	9621
Powershares Buyback Achievers	PKW	-5.60%	-5.60%	-0.60%	-	39907
Value						
Diamonds Trust Series I	DIA	-1.50%	-1.50%	7.20%	20.40%	17641630
StreetTracks DJ Global Titans	DGT	-2.20%	-2.20%	2.80%	13.90%	18821
Ishares NYSE 100 Index	NY	-3.10%	-3.10%	2.50%	13.30%	108300
First Trust DB Strategic Value Index	FDV	-3.20%	-3.20%	8.70%	18.90%	24814
Powershares Dividend Achievers	PFM	-3.30%	-3.30%	-0.80%	8.50%	18403
Ishares MSCI EMU Index	EZU	-3.40%	-3.40%	10.30%	30.00%	190108
Ishares S&P 500 Barra Value	IVE	-3.90%	-3.90%	3.30%	16.10%	379233
Ishares S&P 500 Value Index	IVE	-3.90%	-3.90%	3.30%	16.10%	379233
StreetTracks DJ Wilshire Large Cap Value	ELV	-4.40%	-4.40%	1.90%	14.50%	13345
Ishares Morningstar Large Value Index	JKF	-4.60%	-4.60%	1.10%	11.90%	47248
Vanguard Value Vipers	VTV	-4.70%	-4.70%	1.60%	13.80%	133643
Vanguard Value	VTV	-4.70%	-4.70%	1.60%	13.80%	133643
First Trust ValueLine Dividend Index	FVD	-4.70%	-4.70%	-2.10%	4.50%	89221
Ishares Russell 3000 Value Index	IWW	-4.80%	-4.80%	0.10%	11.90%	79052
Powershares Dynamic Large Cap Value	PWV	-4.80%	-4.80%	0.60%	13.00%	143454
Ishares Russell 1000 Value	IWD	-5.00%	-5.00%	0.20%	12.20%	1742232
SPDR S&P Dividend	SDY	-5.00%	-5.00%	-2.70%	6.90%	21783
First Trust Morningstar Div Leaders Index	FDL	-5.60%	-5.60%	-3.10%	7.70%	32397
Ishares Dow Jones Select Dividend Index	DVY	-5.80%	-5.80%	-2.70%	7.30%	567857
Rydex S&P 500 Pure Value	RPV	-5.90%	-5.90%	2.20%	14.40%	14679
Dreman Claymore Dividend & Income	DCS	-7.20%	-7.20%	-11.90%	3.90%	115807

Name	Ticker	Total Return				30 Day Avg Volume
		Month	Quarter	YTD	1 Yr	
Mid Cap						
Growth						
Powershares Dynamic Midcap Growth	PWJ	0.00%	0.00%	17.00%	28.40%	126110
Ishares Morningstar Mid Growth Index	JKH	-1.10%	-1.10%	12.90%	24.60%	24541
Ishares Russell Midcap Growth Index	IWP	-2.30%	-2.30%	7.90%	20.20%	220459
Vanguard Mid Cap Growth	VOT	-2.50%	-2.50%	11.30%	-	37500
SPDR DJ Wilshire Mid Cap Growth	EMG	-3.00%	-3.00%	9.50%	20.40%	11655
Powershares Dynamic OTC	PWO	-3.90%	-3.90%	3.30%	14.70%	13672
Ishares S&P Midcap 400 Growth Index	IJK	-4.10%	-4.10%	9.10%	17.90%	100090
StreetTracks DJ Wilshire Smallcap Growth	DSG	-5.00%	-5.00%	6.60%	19.10%	9097
Rydex S&P Mid Cap 400 Pure Growth	RFG	-5.10%	-5.10%	6.60%	16.80%	3169
Claymore/Clear Spin-Off	CSD	-5.20%	-5.20%	15.90%	-	44183
Blend						
Ishares Russell Midcap Index	IWR	-3.60%	-3.60%	5.50%	18.40%	327437
Claymore/Sabrient Insider	NFO	-3.80%	-3.80%	7.10%	-	38062
SPDR DJ Wilshire Mid Cap	EMM	-4.20%	-4.20%	6.50%	16.70%	3779
Vanguard Midcap Vipers	VO	-4.60%	-4.60%	5.80%	17.90%	69035
Midcap Spiders	MDY	-4.70%	-4.70%	6.60%	15.90%	5656120
Powershares Dynamic Mid Cap	PJG	-4.80%	-4.80%	6.80%	-	7586
First Trust ValueLine Equity Allocation Index	FVI	-4.80%	-4.80%	2.00%	-	3093
Ishares S&P Midcap 400 Index	IJH	-4.90%	-4.90%	7.20%	16.80%	542252
Vanguard Extended Market Vipers	VXF	-5.00%	-5.00%	4.30%	16.50%	32628
Vanguard Extended Market Index	VXF	-5.00%	-5.00%	4.30%	16.50%	32628
Powershares Dynamic MagniQuant	PIQ	-5.20%	-5.20%	1.70%	-	30421
Ishares Morningstar Mid Core Index	JKG	-5.20%	-5.20%	5.10%	19.80%	10614
Wisdom Tree Mid Cap Dividend	DON	-6.40%	-6.40%	-3.30%	8.50%	16138
Powershares Listed Private Equity	PSP	-10.90%	-10.90%	-7.60%	-	129803
Value						
Ishares S&P Midcap 400 Barra Value	IJJ	-5.20%	-5.20%	4.50%	14.70%	112024
Powershares Dynamic Midcap Value	PWP	-5.60%	-5.60%	6.70%	19.20%	55793
Ishares Russell Midcap Value Index	IWS	-5.80%	-5.80%	1.80%	14.80%	197353
SPDR DJ Wilshire Mid Cap Value	EMV	-5.90%	-5.90%	1.30%	10.80%	3903
Vanguard Mid Cap Value	VOE	-6.40%	-6.40%	1.00%	-	28445
Rydex S&P Mid Cap 400 Pure Value	RFV	-6.70%	-6.70%	1.20%	13.20%	13634
Ishares Morningstar Mid Value Index	JKI	-6.80%	-6.80%	0.70%	12.70%	26314
Powershares HighYield Dividend Achievers	PEY	-8.40%	-8.40%	-12.40%	-3.90%	136969
Small Cap						
Growth						
Powershares Dynamic Smallcap Growth	PWT	-3.70%	-3.70%	0.70%	12.50%	32417
Ishares Morningstar Small Growth Index	JKK	-3.70%	-3.70%	6.30%	18.20%	12759
Ishares S&P Smallcap 600 Growth	IJT	-4.30%	-4.30%	5.90%	14.80%	110505
Ishares Russell 2000 Growth Index	IWO	-4.50%	-4.50%	4.50%	17.30%	4032446
Vanguard Smallcap Growth Vipers	VBK	-4.90%	-4.90%	8.20%	21.00%	55369
Rydex S&P Small Cap 600 Pure Growth	RZG	-5.00%	-5.00%	2.80%	13.10%	2828
SPDR DJ Wilshire Small Cap Growth	DSG	-5.00%	-5.00%	6.60%	19.10%	9097
Blend						
Ishares S&P Smallcap 600 Index	IJR	-5.10%	-5.10%	2.90%	14.00%	1276242
Powershares FTSE RAFI US 1500 Small-Mid	PRFZ	-5.90%	-5.90%	1.50%	-	60133
Vanguard Smallcap Vipers	VB	-6.20%	-6.20%	2.70%	15.00%	100479
Powershares Zacks Small Cap	PZJ	-6.40%	-6.40%	-0.80%	13.00%	43569
SPDR DJ Wilshire Small Cap	DSC	-6.40%	-6.40%	3.10%	12.30%	3969
Powershares Dynamic Small Cap	PJM	-6.40%	-6.40%	0.10%	-	2466
Ishares Morningstar Small Core Index	JKJ	-6.40%	-6.40%	1.00%	14.00%	17017
Ishares Russell 2000 Index	IWM	-7.10%	-7.10%	-0.80%	11.90%	NM
Wisdom Tree Small Cap Dividend	DES	-8.40%	-8.40%	-8.40%	3.40%	39359
Wisdom Tree Small Cap Earnings	EES	-8.50%	-8.50%	-8.70%	-	11845
Value						
Ishares S&P Smallcap 600 Value Index	IJS	-6.30%	-6.30%	-0.20%	12.30%	118576
StreetTracks DJ Wilshire Smallcap Value	DSV	-7.10%	-7.10%	-0.40%	11.30%	9307
Vanguard Smallcap Value Vipers	VBR	-7.70%	-7.70%	-2.80%	8.70%	60001
Rydex S&P Small Cap 600 Pure Value	RZV	-8.10%	-8.10%	-4.50%	7.40%	5452
Powershares Dynamic Smallcap Value	PWY	-8.30%	-8.30%	-2.20%	10.10%	52673
Ishares Russell 2000 Value Index	IWN	-9.20%	-9.20%	-6.20%	6.10%	2400539
Ishares Morningstar Small Value Index	JKL	-9.70%	-9.70%	-6.30%	6.60%	9893
Micro Cap						
Micro Cap						
First Trust Dow Jones Select Micro Cap	FDM	-6.10%	-6.10%	-0.60%	13.00%	7817
Ishares Russell Micro Cap Index	IWC	-7.50%	-7.50%	-4.00%	8.30%	84490
Claymore/Sabrient Stealth	STH	-8.10%	-8.10%	-4.80%	-	9652
Powershares Zacks Micro Cap	PZI	-8.40%	-8.40%	-3.40%	9.30%	51517

Name	Ticker	Total Return				30 Day Avg Volume
		Month	Quarter	YTD	1 Yr	
Sector/ Industry						
Basic Material						
Powershares DB Base Metals	DBB	5.50%	5.50%	18.30%	-	44510
Market Vectors Gold Miners	GDJ	5.40%	5.40%	0.10%	3.30%	1116282
Market Vectors Steel	SLX	0.50%	0.50%	42.40%	-	117317
Wisdom Tree Intl Basic Materials	DBN	-0.60%	-0.60%	28.20%	-	122734
Powershares FTSE RAFI Basic Materials	PRFM	-1.50%	-1.50%	16.50%	-	9721
Powershares Dynamic Basic Materials	PYZ	-1.90%	-1.90%	18.80%	-	14062
Ishares Dow Jones US Basic Materials	IYM	-2.00%	-2.00%	16.80%	30.60%	185079
Rydex S&P Equal Weight Materials	RTM	-2.40%	-2.40%	10.50%	-	7607
Rydex S&P Equal Weight Materials	RTM	-2.40%	-2.40%	10.50%	-	7607
Vanguard Materials Viper	VAW	-2.70%	-2.70%	16.40%	34.40%	64145
Materials Select Sector Spider	XLB	-2.70%	-2.70%	13.90%	30.20%	6701230
Market vectors Environmental	EVX	-3.90%	-3.90%	12.30%	-	12597
SPDR Metals & Mining	XME	-5.40%	-5.40%	20.60%	30.50%	452000
Consumer Cyclical						
Wisdom Tree Intl Consumer Cyclical Retail Holders	DPC	-1.70%	-1.70%	12.20%	-	2283
Ishares Dow Jones US Consumer Services	RTH	-4.50%	-4.50%	0.60%	10.40%	4108770
Vanguard Consumer Discretionary Viper	IYC	-5.10%	-5.10%	-1.20%	15.10%	77066
Consumer Discretionary Spider	VCR	-5.70%	-5.70%	-1.60%	18.00%	9210
Powershares FTSE RAFI Consumer Services	XLY	-5.90%	-5.90%	-3.20%	15.70%	3006714
Powershares Dynamic Consumer Disc	PRFS	-5.90%	-5.90%	-2.30%	-	4637
Powershares Dynamic Retail	PEZ	-6.10%	-6.10%	0.10%	-	13579
Powershares Dynamic Media	PMR	-6.70%	-6.70%	-6.40%	11.00%	22866
Powershares Dynamic Leisure & Entertain	PBS	-7.30%	-7.30%	-1.70%	17.70%	87686
Rydex S&P Equal Weight Consumer Disc	PEJ	-7.50%	-7.50%	-3.30%	18.90%	159731
SPDR S&P Retail	RCD	-7.50%	-7.50%	-2.70%	-	36169
	XRT	-8.70%	-8.70%	-2.50%	11.10%	1425420
Consumer Non-Cyclical						
Ishares S&P Global Consumer Staples	KXI	-1.50%	-1.50%	6.00%	-	6041
Wisdom Tree Intl Consumer Non-Cyclical	DPN	-1.70%	-1.70%	6.40%	-	6210
Powershares Dynamic Consumer Staples	PSL	-2.70%	-2.70%	3.70%	-	11724
Vanguard Consumer Staples Viper	VDC	-2.80%	-2.80%	2.70%	11.40%	22283
Consumer Staples Select Sector Spider	XLP	-2.80%	-2.80%	1.80%	9.20%	1615242
Ishares Dow Jones US Consumer Goods	IYK	-3.00%	-3.00%	1.70%	12.90%	25483
Rydex S&P Equal Weight Consumer Staples	RHS	-3.80%	-3.80%	1.20%	-	1945
Powershares FTSE RAFI Consumer Goods	PRFG	-6.20%	-6.20%	3.20%	-	1965
Powershares Dynamic Food & Beverage	PBJ	-6.20%	-6.20%	1.40%	11.80%	22186
Energy						
United States Oil	USO	10.40%	10.40%	13.40%	-15.80%	2591210
Powershares Dynamic Oil & Gas Services	PXJ	3.60%	3.60%	34.00%	29.40%	246135
Ishares Dow Jones US Oil Equipment Index	IEZ	2.90%	2.90%	30.90%	25.80%	72669
Powershares DB Oil	DBO	2.70%	2.70%	14.70%	-	22717
Powershares Wilderhill Clean Energy	PBW	2.60%	2.60%	23.40%	21.70%	536078
Powershares DB Energy	DBE	2.30%	2.30%	22.10%	-	37566
Oil Services Holders	OIH	1.70%	1.70%	27.20%	21.90%	9552600
Claymore MacroShares Oil Up Tradable Tr	UCR	0.60%	0.60%	19.60%	-	3293
SPDR S&P Oil & Gas Equip & Services	XES	0.60%	0.60%	25.80%	22.70%	120672
Ishares Goldman Sachs Natural Resources	IGE	0.40%	0.40%	19.00%	19.40%	94021
Ishares Dow Jones US Energy	IYE	0.30%	0.30%	18.40%	21.20%	140890
Powershares Cleantech	PZD	0.20%	0.20%	19.80%	-	32890
Energy Select Sector Spider	XLE	0.00%	0.00%	18.40%	18.90%	24208594
Powershares FTSE RAFI Energy	PRFE	-0.20%	-0.20%	18.20%	-	8561
Claymore MacroShares Oil Down Tradeable Tr	DCR	-0.20%	-0.20%	-21.20%	-	6645
Vanguard Energy Vipers	VDE	-0.70%	-0.70%	18.20%	19.80%	57548
Powershares DB Agriculture	DBA	-0.70%	-0.70%	4.80%	-	325107
Ishares S&P Global Energy Sector	IXC	-0.80%	-0.80%	15.10%	18.00%	63107
Rydex S&P Equal Weight Energy	RYE	-1.60%	-1.60%	19.30%	-	7472
Claymore LGA Green	GRN	-3.10%	-3.10%	1.30%	-	2983
Powershares Dynamic Energy	PXI	-3.20%	-3.20%	18.80%	-	22721
SPDR S&P Oil & Gas Exploration & Prod	XOP	-4.20%	-4.20%	15.50%	10.30%	227217
Powershares WilderHill Prog Energy	PUW	-4.80%	-4.80%	12.10%	-	31283
Ishares Dow Jones US Oil & Gas Ex Index	IEO	-4.90%	-4.90%	16.60%	7.80%	85059
Powershares Dynamic Energy Exploration	PXE	-6.00%	-6.00%	14.90%	9.70%	101801

Name	Ticker	Total Return				30 Day Avg Volume
		Month	Quarter	YTD	1 Yr	
Sector/ Industry						
Financial						
Powershares Financial Preferred	PGF	-2.60%	-2.60%	-3.30%	-	29648
Wisdom Tree Intl Financial	DRF	-2.70%	-2.70%	3.30%	-	2941
Ishares KLD Select Social Index	KLD	-2.90%	-2.90%	3.60%	15.40%	9966
Ishares S&P Global Financials Sector	IXG	-5.00%	-5.00%	-3.90%	10.30%	39193
Ishares S&P Global Financials	IXG	-5.00%	-5.00%	-3.90%	10.30%	39193
KBW Capital Markets	KCE	-5.90%	-5.90%	-3.30%	14.30%	928545
Regional Bank Holders	RKH	-6.80%	-6.80%	-9.30%	-2.00%	928210
KBW Bank	KBE	-6.90%	-6.90%	-9.20%	-2.80%	612472
Rydex S&P Equal Weight Financials	RYF	-7.10%	-7.10%	-6.40%	-	3569
Ishares Dow Jones US Broker-Dealers	IAI	-7.10%	-7.10%	-5.50%	12.10%	1015049
Powershares FTSE RAFI Financials	PRFF	-7.40%	-7.40%	-9.50%	-	5952
Powershares Dynamic Banking	PJB	-7.60%	-7.60%	-14.50%	-	9197
Ishares Dow Jones US Financial Services	IYG	-7.80%	-7.80%	-10.00%	0.70%	36841
Vanguard Financials Viper	VFH	-8.00%	-8.00%	-9.30%	2.30%	66421
Ishares Dow Jones US Regional Banks	IAT	-8.20%	-8.20%	-11.80%	-5.40%	34697
Ishares Dow Jones US Financial Sector	IYF	-8.20%	-8.20%	-9.50%	1.70%	116697
Ishares Dow Jones US Insurance	IAK	-8.30%	-8.30%	-5.60%	6.50%	12600
KBW Insurance	KIE	-8.70%	-8.70%	-4.30%	7.60%	165614
Financial Select Sector Spider	XLF	-9.10%	-9.10%	-9.50%	2.00%	41650756
KBW Regional Banking	KRE	-9.20%	-9.20%	-15.30%	-11.40%	927552
Powershares Dynamic Financials	PFI	-9.40%	-9.40%	-5.60%	-	6886
Powershares Dynamic Insurance	PIC	-9.50%	-9.50%	-6.00%	3.10%	14779
Industrials						
Ishares Dow Jones US Aerospace & Defense	ITA	1.40%	1.40%	19.30%	34.50%	50441
Industrial Select Sector Spider	XLI	0.90%	0.90%	13.10%	25.50%	4124117
Vanguard Industrial Vipers	VIS	0.80%	0.80%	13.70%	27.20%	52809
Powershares Aerospace & Defense	PPA	0.70%	0.70%	16.40%	31.20%	151627
Powershares FTSE RAFI Industrials	PRFN	0.30%	0.30%	13.30%	-	6187
Ishares Dow Jones US Industrial	IYJ	-0.40%	-0.40%	12.60%	25.80%	66017
Rydex S&P Equal Weight Industrials	RGI	-0.60%	-0.60%	14.60%	-	5341
Ishares Dow Jones Transportation Average	IYT	-1.30%	-1.30%	10.30%	15.20%	498003
Powershares Dynamic Industrials	PRN	-2.40%	-2.40%	15.10%	-	60424
Real Estate						
Powershares Dynamic Building & Constr	PKB	-4.00%	-4.00%	18.40%	35.50%	48793
Ishares Cohen & Steers Realty Majors	ICF	-7.30%	-7.30%	-15.70%	-1.40%	681829
StreetTracks Wilshire REIT	RWR	-8.20%	-8.20%	-13.30%	-1.20%	174196
Vanguard REIT Index Vipers	VNQ	-8.30%	-8.30%	-13.70%	-0.90%	176943
Ishares Dow Jones US Real Estate	IYR	-9.10%	-9.10%	-13.80%	-0.80%	7643615
SPDR S&P Homebuilders	XHB	-12.50%	-12.50%	-29.10%	-14.60%	4007359
Ishares Dow Jones US Home Construction	ITB	-15.20%	-15.20%	-37.00%	-23.40%	404766
Healthcare/Biotech						
Ishares Dow Jones US Medical Devices	IHI	2.60%	2.60%	10.80%	20.80%	47634
Healthshares Diagnostics	HHD	2.40%	2.40%	13.70%	-	2103
Healthshares Enabling Technologies	HHV	1.00%	1.00%	8.90%	-	1728
Wisdom Tree Intl Healthcare	DBR	-0.90%	-0.90%	1.60%	-	4634
SPDR S&P Biotech	XBI	-1.10%	-1.10%	9.30%	12.20%	106955
Healthshares Cardio Devices	HHE	-1.70%	-1.70%	2.20%	-	221
Powershares Dynamic Biotech & Genome	PBE	-2.00%	-2.00%	1.50%	13.30%	69691
Biotech Holders	BBH	-2.00%	-2.00%	-10.30%	-7.50%	251524
First Trust AMEX Biotech Index	FBT	-2.20%	-2.20%	0.50%	16.60%	36269
Ishares Nasdaq Biotechnology	IBB	-2.30%	-2.30%	-1.80%	6.80%	1670002
Powershares Dynamic Healthcare	PTH	-2.50%	-2.50%	7.80%	-	13483
Ishares S&P Global Healthcare Sector	IXJ	-2.90%	-2.90%	0.40%	4.40%	68759
Rydex S&P Equal Weight Healthcare	RYH	-3.60%	-3.60%	6.70%	-	14093
Powershares Dynamic Healthcare Services	PTJ	-3.80%	-3.80%	6.80%	-	13859
Ishares Dow Jones US Healthcare Provider	IHF	-3.80%	-3.80%	3.40%	11.40%	159697
Ishares Dow Jones US Healthcare	IYH	-3.90%	-3.90%	1.20%	6.80%	200090
Vanguard Health Care Vipers	VHT	-4.00%	-4.00%	1.70%	7.50%	50731
Powershares FTSE RAFI Healthcare	PRFH	-4.30%	-4.30%	2.90%	-	6156
Health Care Select Sector Spider	XLV	-4.80%	-4.80%	1.40%	7.20%	2083173
Powershares Dynamic Pharmaceuticals	PJP	-5.20%	-5.20%	0.00%	10.80%	42052
Pharmaceutical Holders	PPH	-5.80%	-5.80%	-0.10%	2.60%	1070034
Ishares Dow Jones US Pharmaceuticals	IHE	-6.30%	-6.30%	-0.60%	6.20%	21655
Healthshares Emerging Cancer	HHJ	-6.30%	-6.30%	-19.20%	-	3076
SPDR S&P Pharmaceuticals	XPH	-7.20%	-7.20%	-3.90%	1.80%	6390
Healthshares Patient Care Services	HHB	-8.50%	-8.50%	-1.40%	-	6231

Name	Ticker	Total Return				30 Day Avg Volume
		Month	Quarter	YTD	1 Yr	
Sector/ Industry						
Technology						
Internet Architecture Holders	IAH	3.60%	3.60%	15.10%	49.00%	55738
StreetTracks Morgan Stanley Technology	MTK	0.30%	0.30%	9.80%	33.90%	17810
First Trust Nasdaq 100 Tech Index	QTEC	0.10%	0.10%	9.50%	31.60%	6746
Ishares Goldman Sachs Semiconductor	IGW	0.00%	0.00%	8.20%	19.10%	133277
Technology Select Sector Spider	XLK	-0.20%	-0.20%	9.90%	30.00%	1962158
Ishares S&P Global Technology Sector	IXN	-0.30%	-0.30%	7.60%	27.80%	43807
Software Holders	SWH	-0.50%	-0.50%	0.60%	20.40%	125410
Semiconductor Holders	SMH	-0.70%	-0.70%	12.20%	19.80%	12928117
Ishares Goldman Sachs Technology Index	IGM	-0.80%	-0.80%	9.20%	31.20%	186003
SPDR S&P Semiconductor	XSD	-0.90%	-0.90%	7.10%	19.90%	98638
Ishares Goldman Sachs Networking	IGN	-1.00%	-1.00%	9.90%	34.60%	173432
Ishares Dow Jones US Technology	IYW	-1.10%	-1.10%	8.20%	28.90%	174090
Vanguard Information Technology Vipers	VGT	-1.30%	-1.30%	8.30%	28.60%	53107
Powershares Lux Nanotech	PXN	-1.40%	-1.40%	-0.60%	3.10%	82441
Powershares Dynamic Hardware & Cons Electronics	PHW	-1.50%	-1.50%	6.80%	27.60%	3990
Powershares Dynamic Networking	PXQ	-1.60%	-1.60%	10.40%	39.20%	18579
Wisdom Tree Intl Technology	DBT	-1.90%	-1.90%	3.10%	-	5476
Internet Holders	HHH	-2.80%	-2.80%	11.40%	29.20%	199255
Rydex S&P Equal Weight Technology	RYT	-3.10%	-3.10%	4.40%	-	6748
Powershares Dynamic Semiconductors	PSI	-3.20%	-3.20%	9.40%	16.80%	212998
Ishares Goldman Sachs Software Index	IGV	-3.50%	-3.50%	3.00%	21.90%	139962
Broadband Holders	BDH	-3.60%	-3.60%	-1.10%	0.80%	121497
Powershares Dynamic Technology	PTF	-5.20%	-5.20%	5.10%	-	14941
Powershares Dynamic Software	PSJ	-6.10%	-6.10%	-0.30%	15.10%	24190
First Trust Dow Jones Internet Index	FDN	-6.70%	-6.70%	7.20%	27.40%	34634
Internet Infrastructure Holders	IIH	-14.20%	-14.20%	-10.10%	10.30%	162134
B2B Internet Holders	BHH	-22.90%	-22.90%	-15.70%	-21.90%	74572
Telecommunications						
Powershares FTSE RAFI Telecom	PRFQ	-0.30%	-0.30%	9.30%	-	5349
Ishares Dow Jones US Telecom	IYZ	-0.90%	-0.90%	13.60%	30.00%	577720
Wireless Holders	WMH	-1.00%	-1.00%	12.20%	19.80%	12124
Vanguard Telecom Services Vipers	VOX	-2.10%	-2.10%	10.10%	29.30%	57176
Ishares S&P Global Telecom	IXP	-2.30%	-2.30%	10.80%	32.80%	32090
Powershares Dynamic Telecom & Wireless	PTE	-2.60%	-2.60%	6.30%	28.70%	22669
Telecom Holders	TTH	-2.60%	-2.60%	11.70%	27.20%	258497
Utilities						
Powershares Water Resources	PHO	-1.80%	-1.80%	11.90%	27.20%	769004
Utilities Holder	UTH	-3.60%	-3.60%	3.70%	10.80%	353262
Ishares Dow Jones US Utilities	IDU	-3.90%	-3.90%	4.30%	14.60%	88037
Utilities Select Sector Spider	XLU	-4.00%	-4.00%	4.80%	15.50%	9222706
Powershares FTSE RAFI Utilities	PRFU	-4.10%	-4.10%	1.30%	-	4698
Rydex S&P Equal Weight Utilities	RYU	-4.20%	-4.20%	3.30%	-	12286
Vanguard Utilities Viper	VPU	-4.20%	-4.20%	4.20%	14.50%	39513
Powershares Dynamic Utilities	PUI	-5.60%	-5.60%	-2.30%	5.80%	35334
Commodity-Based						
Ishares S&P GSCI Commodity-Indexed Trust	GSG	4.80%	4.80%	11.10%	-12.30%	123852
Powershares DB Silver	DBS	3.80%	3.80%	4.70%	-	17524
Ishares Silver Trust	SLV	3.70%	3.70%	-0.50%	12.20%	392831
Powershares DB Precious Metals	DBP	2.60%	2.60%	8.10%	-	13090
StreetTracks Gold Shares	GLD	2.40%	2.40%	4.10%	4.20%	4488380
Ishares COMEX Gold Trust	IAU	2.30%	2.30%	4.20%	4.20%	99066
Powershares DB Gold	DGL	2.00%	2.00%	8.90%	-	14221
Powershares DB Commodity Index	DBC	1.90%	1.90%	6.60%	3.60%	289948
Fixed Income						
Fixed Income						
Ishares Lehman 20+ Year Treasury Bond	TLT	2.90%	2.90%	0.30%	5.70%	2063925
Ishares Lehman 10-20 Year Treasury Bond	TLH	2.10%	2.10%	-0.50%	-	10714
Ishares Lehman 7-10 Year Treasury Bond	IEF	1.90%	1.90%	1.20%	4.90%	296034
Ishares Lehman TIPS Bond	TIP	1.80%	1.80%	3.50%	4.50%	194366
Ishares Lehman 3-7 Year Treasury Bond	IEI	1.20%	1.20%	0.90%	-	20500
Ishares Lehman Intermediate Govt Credit Bond	GVI	0.70%	0.70%	-0.10%	-	13590
Ishares Lehman Aggregate	AGG	0.60%	0.60%	1.70%	5.50%	453276
Ishares Lehman 1-3 Year Treasury Bond	SHY	0.50%	0.50%	3.00%	5.20%	873803
Ishares Lehman Govt Credit Bond	GBF	0.40%	0.40%	-1.00%	-	42979
Ishares Lehman 1-3 Year Credit Bond	CSJ	0.10%	0.10%	0.40%	-	18266
Ishares Lehman Intermediate Credit Bond	CIU	0.00%	0.00%	-1.00%	-	6531
Ishares Lehman Short Treasury Bond	SHV	-0.10%	-0.10%	0.80%	-	190600
Ishares Lehman Credit Bond	CFT	-0.20%	-0.20%	-1.90%	-	11624
Ishares GS Investop Corp Bond	LQD	-1.30%	-1.30%	-0.60%	4.10%	209686

Name	Ticker	Total Return				30 Day Avg Volume
		Month	Quarter	YTD	1 Yr	
Currencies						
Currencies						
CurrencyShares Swedish Krona	FXS	1.60%	1.60%	2.20%	8.80%	1986
CurrencyShares Swiss Franc	FXF	1.60%	1.60%	1.80%	3.10%	13203
CurrencyShares British Pound	FXB	1.30%	1.30%	5.00%	11.90%	19290
Powershares DB USD Bear	UDN	1.30%	1.30%	5.40%	-	10659
Euro Currency	FXE	1.10%	1.10%	4.40%	8.60%	82248
CurrencyShares Australian Dollar	FXA	0.30%	0.30%	9.20%	15.00%	39076
CurrencyShares Canadian Dollar	FXC	-0.20%	-0.20%	10.20%	8.50%	26855
Powershares DB G10 Currency Harvest	DBV	-0.80%	-0.80%	10.80%	-	268007
Powershares DB USD Bull	UUP	-0.90%	-0.90%	-1.70%	-	11083
CurrencyShares Mexican Peso	FXM	-1.60%	-1.60%	-0.10%	4.00%	8190
International						
Global						
Powershares Intl Dividend Achievers	PID	0.00%	0.00%	10.80%	28.50%	191390
Ishares S&P / TOPIX 150 Index	ITF	-0.70%	-0.70%	1.60%	7.20%	13359
Ishares MSCI EAFE	EFA	-2.30%	-2.30%	7.80%	22.00%	6847182
Wisdom Tree Intl MidCap Dividend	DIM	-2.30%	-2.30%	10.10%	32.00%	39007
StreetTracks Dow Jones STOXX 50	FEU	-3.00%	-3.00%	7.50%	19.50%	17028
Asia Pacific						
Ishares FTSE/Xinhua China 25	FXI	8.60%	8.60%	25.50%	79.50%	2639068
Ishares MSCI Hong Kong	EWH	5.40%	5.40%	12.10%	32.90%	3098695
Powershares Golden Dragon Halter USX China	PGJ	2.50%	2.50%	26.60%	71.50%	503664
Wisdom Tree Japan SmallCap Dividend	DFJ	-0.20%	-0.20%	1.20%	3.50%	10069
Ishares MSCI Pacific Ex Japan	EPP	-0.30%	-0.30%	16.60%	39.40%	241321
SPDR Russell Nomura SmallCap Japan	JSC	-0.50%	-0.50%	-1.30%	-	50266
Ishares MSCI Japan	EWJ	-0.60%	-0.60%	1.50%	7.10%	18278554
SPDR Russell Nomura PRIME Japan	JPP	-0.70%	-0.70%	1.50%	-	15331
Ishares S&P TOPIX 150 Index	ITF	-0.70%	-0.70%	1.60%	7.20%	13359
Ishares MSCI Singapore	EWS	-0.80%	-0.80%	20.80%	57.10%	2657349
Wisdom Tree Pacific Ex-Japan High Yield	DNH	-0.90%	-0.90%	17.50%	43.50%	20286
Wisdom Tree Japan High Yielding Equity	DNL	-1.30%	-1.30%	-2.10%	11.40%	15576
Ishares MSCI Australia	EWA	-1.50%	-1.50%	19.30%	39.00%	1469757
Wisdom Tree Japan Total Dividend	DXJ	-1.50%	-1.50%	-0.70%	6.00%	7234
North America						
Ishares MSCI Canada	EWC	0.10%	0.10%	18.00%	26.90%	595628
Europe						
Ishares MSCI Spain	EWP	0.40%	0.40%	9.00%	35.10%	181442
Ishares MSCI Sweden	EWD	-0.90%	-0.90%	10.80%	44.30%	300167
Ishares MSCI Netherlands	EWN	-1.00%	-1.00%	14.20%	31.50%	108176
Europe 2001 Holders	EKH	-2.30%	-2.30%	0.90%	17.90%	2031
Ishares MSCI Switzerland	EWL	-2.40%	-2.40%	3.50%	18.00%	135810
Ishares S&P Europe 350	IEV	-2.60%	-2.60%	8.50%	24.50%	347545
Vanguard European Stock Vipers	VGK	-2.80%	-2.80%	8.80%	25.70%	199566
StreetTracks Dow Jones Euro STOXX 50	FEZ	-3.20%	-3.20%	9.60%	27.10%	150317
Ishares MSCI UK	EWU	-3.40%	-3.40%	5.50%	18.10%	335914
Ishares MSCI EMU	EZU	-3.40%	-3.40%	10.30%	30.00%	190108
Ishares MSCI Germany	EWG	-3.70%	-3.70%	18.60%	41.40%	1625846
Ishares MSCI Italy	EWI	-3.70%	-3.70%	1.20%	16.50%	112510
Ishares MSCI France	EWQ	-4.00%	-4.00%	7.70%	23.60%	280559
Ishares MSCI Belgium	EWK	-4.70%	-4.70%	3.10%	22.10%	98476
Ishares MSCI Austria	EWO	-5.20%	-5.20%	2.50%	24.80%	233359
Emerging Markets						
Ishares MSCI South Korea	EWY	9.40%	9.40%	33.50%	46.90%	1934708
BLDRS Emerging Markets ADR	EEB	3.80%	3.80%	24.80%	-	251514
Vanguard Emerging Markets	VWO	3.50%	3.50%	22.10%	46.40%	491102
Ishares MSCI Brazil	EWZ	3.50%	3.50%	35.80%	63.30%	9877637
BLDRS Emerging Markets ADR	ADRE	2.10%	2.10%	20.00%	47.30%	241774
Ishares MSCI Taiwan	EWT	1.60%	1.60%	12.00%	34.90%	9141136
Ishares MSCI Emerging Markets	EEM	0.70%	0.70%	16.10%	39.60%	12043813
Ishares S&P Latin America 40	ILF	0.70%	0.70%	26.30%	55.70%	371114
Ishares MSCI Malaysia	EWM	-1.00%	-1.00%	28.40%	57.70%	2928416
Ishares MSCI South Africa	EZA	-2.10%	-2.10%	6.60%	25.70%	181614
Ishares MSCI Mexico	EWV	-4.60%	-4.60%	14.70%	48.70%	3599206

The Claymore /SWM Canadian Energy Income Index invests in Canadian Royalty Trust and oil sands exploration companies. The stocks are selected based on the price of oil. If it is down more Canadian Royalties are invested and when it is up more speculative oil sands exploration are invested .

The Claymore/Robeco Boston Partners Large-Cap Value Fund will seek to replicate the performance of the Robeco Boston Partners Large Cap Value Index. Stocks are chosen based on three quantitative factors: attractive valuation, positive momentum, and favorable business fundamentals.

The EXB fund captures the performance of 100 global companies whose primary focus is in the securities exchange, brokerage or asset management areas.

The JNR invests in companies in an index of 40 companies involved in the development and marketing of vaccines.

The funds will charge 65 basis points except for the Large-Cap which will charge 60 basis points.

Wisdom Tree Launches An emerging Market ETF with a 6.5% Yield.

The Wisdom Tree Emerging Markets High-Yielding Equity Fund (DEM) tracks an index with a gross yield of 6.47%. The fund will charge 63 basis points.

Vanguard Launches New International Fund

Vanguard has launched the Vanguard Europe Pacific Fund (VEA) tied to the MSCI EAFE Index. It will charge 15 basis points.

Claymore Launches ETF That Tracks Luxury Goods And Services

The Claymore/Robb Report Global Luxury Index ETF. The index created by the luxury lifestyle magazine, "The Robb Report," follows 42 luxury companies. It will charge 70 basis points.

Saddle River Capital Management, LLC is a money manager and financial advisor who offers five managed ETF portfolios based on market risk each with a three and a half year track record.

SRCM offers these portfolios to other advisors who would like to provide their clients with the benefits that Lefts provide. They will also enjoy the benefit of a closely managed institutional style asset allocated portfolio that matches their risk profile.

For more information please contact Dick Wolfe dick@saddlerivercapital.net, or Doug Wolfe, doug@saddlerivercapital.net. Phone 201-391-4500.

Visit our web site at www.saddlerivercapital.net



172 Broadway
Woodcliff Lake, NJ 07677
201-391-4500