



SADDLE RIVER
CAPITAL MANAGEMENT LLC

ETF OUTLOOK

MAR 2008

WWW.SADDLERIVERCAPITAL.NET

SRCM ETF Portfolios Beat The Market In Quarter

Even the most aggressive SRCM ETF portfolio was ahead of the market in the first quarter. This continues the market beating performance for these portfolios from last year

The quarterly returns are as follows sorted by best quarter return

SRCM ETF Portfolio	1st Q RET.
Income & Preservation	-1.42%
High Net Worth	-2.83%
Growth & Income	-3.56%
Growth & Income Blend	-6.00%
Growth	-7.90%
Aggressive Growth	-9.64%
S&P 500 Index	-9.92%

More details are on page two.

Saddle River Capital ETF portfolios are available to advisors for their clients on a sub-advised basis at a very reasonable fee.

Home Builders & REITs Lead The Top Ten Performers For The Month

The Dow Jones US Home Construction ETF (ITB) and the SPDR Home Builders ETF (XHB) were among the top ten performers along with the Cohen & Steers REIT ETF (ICF), the StreetTracks Wilshire REIT ETF (RWR), and the Vanguard REIT Index Vipers (VNQ).

The remainder of the top ten performers were Spain, Mexico and the internet ETFs.

The bottom ten performers were precious metals-gold & silver, healthcare providers and services, broker dealers and emerging markets particularly China.

PowerShares Launches India ETF

The PowerShares India Portfolio (PIN) will track the Indus India Index of fifty stocks. It charges .78%.

Chinese & Indian Currency ETNs Launch

Morgan Stanley and Van Eck Global launch The Market Vectors-Chinese Renminbi/USD ETN (CNY) and The Market Vectors Indian Rupee/USD ETN.

They will charge .55%. They will track an index tied to currency futures.

SSGA Launches Global Tips

SSGA has launched The SPDR DB International Government Inflation-Protected Bond ETF (WIP).

The fund follows the Deutsche Bank Global Government ex-U.S. Inflation Linked Bond Capped Index. It charges .50%.

Bear Stearns Launches First Actively Managed Bond ETF

Bear Stearns has launched The Bear Stearns Current Yield Fund (YYY). It charges .35%.

(continued on page 10)

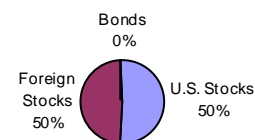
SADDLE RIVER CAPITAL MODEL ETF PORTFOLIOS - MAR 2008

AGGRESSIVE GROWTH

Total Return Month	Total Return Quarter	Total Return YTD	Total Return 1 Yr
-1.00%	-9.64%	-9.64%	0.35%

Value of a \$10,000 investment made from portfolio inception (12/31/2003): \$16,349

Asset Allocation

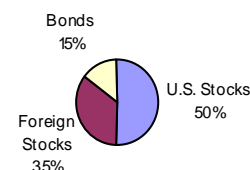


GROWTH

Total Return Month	Total Return Quarter	Total Return YTD	Total Return 1 Yr
-0.63%	-7.90%	-7.90%	-0.09%

Value of a \$10,000 investment made from portfolio inception (12/31/2003): \$15,200

Asset Allocation

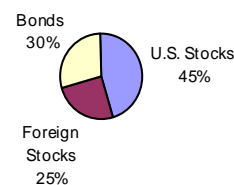


GROWTH & INCOME BLEND

Total Return Month	Total Return Quarter	Total Return YTD	Total Return 1 Yr
-0.41%	-6.00%	-6.00%	1.16%

Value of a \$10,000 investment made from portfolio inception (12/31/2003): \$14,589

Asset Allocation

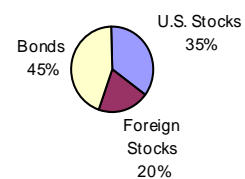


GROWTH & INCOME

Total Return Month	Total Return Quarter	Total Return YTD	Total Return 1 Yr
-0.19%	-3.56%	-3.56%	2.29%

Value of a \$10,000 investment made from portfolio inception (12/31/2003): \$13,903

Asset Allocation

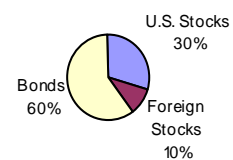


INCOME & PRESERVATION

Total Return Month	Total Return Quarter	Total Return YTD	Total Return 1 Yr
-0.03%	-1.42%	-1.42%	3.48%

Value of a \$10,000 investment made from portfolio inception (12/31/2003): \$13,305

Asset Allocation



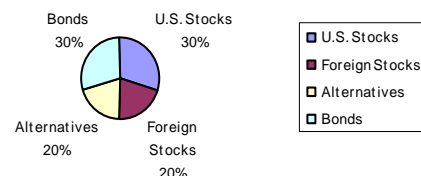
SADDLE RIVER CAPITAL MODEL ETF PORTFOLIOS - MAR 2008

HIGH NET WORTH

Total Return Month	Total Return Quarter	Total Return YTD	Total Return 1 Yr
-1.41%	-2.83%	-2.83%	—%

Value of a \$10,000 investment made from portfolio inception (12/31/2007): \$9,718

Asset Allocation



ETF SCORECARD - MAR 2008

INDEX RETURNS

	MAR	QTR	YTD
S&P 500 Price Index	-0.60%	-9.92%	-9.92%
NASDAQ Composite	0.34%	-14.07%	-14.07%
MSCI EAFE	-1.52%	-9.53%	-9.53%

Top 10 Best Performers for the Month

Name	Ticker	Total Return				30 Day Avg Volume
		Month	Quarter	YTD	1 Yr	
Ishares Dow Jones US Home Construction	ITB	9.00%	14.40%	14.40%	-40.30%	1086048
Ishares MSCI Spain	EWP	7.00%	-3.50%	-3.50%	10.90%	493580
StreetTracks Wilshire REIT	RWR	6.70%	2.20%	2.20%	-18.70%	841225
Ishares Cohen & Steers Realty Majors	ICF	6.60%	1.60%	1.60%	-19.70%	1617714
SPDR S&P Homebuilders	XHB	6.60%	12.40%	12.40%	-32.60%	8615452
Vanguard REIT Index Vipers	VNQ	6.50%	2.30%	2.30%	-17.40%	682483
Ishares MSCI Mexico	EWV	6.30%	5.50%	5.50%	10.60%	4428594
B2B Internet Holders	BHH	5.70%	-11.90%	-11.90%	-82.80%	10859
Internet Holders	HHH	5.20%	-6.90%	-6.90%	-1.10%	70683
Ishares Dow Jones Transportation Average	IYT	5.10%	5.40%	5.40%	0.30%	1659528

Top 10 Worst Performers for the Month

Name	Ticker	Total Return				30 Day Avg Volume
		Month	Quarter	YTD	1 Yr	
Ishares Dow Jones US Healthcare Provider	IHF	-14.20%	-25.60%	-25.60%	-16.20%	158290
Powershares Dynamic Healthcare Services	PTJ	-13.90%	-22.90%	-22.90%	-15.70%	134757
Powershares DB Silver	DBS	-13.60%	14.10%	14.10%	23.40%	131477
Ishares Silver Trust	SLV	-13.40%	15.90%	15.90%	27.60%	1491904
Powershares DB Agriculture	DBA	-12.30%	10.50%	10.50%	46.50%	4119058
Ishares Dow Jones US Broker-Dealers	IAI	-10.80%	-27.10%	-27.10%	-28.70%	3319642
Market Vectors Gold Miners	GDX	-10.20%	4.10%	4.10%	22.40%	4710868
Powershares Golden Dragon Halter USX China	PGJ	-10.00%	-27.20%	-27.20%	22.10%	534975
BLDRS Emerging Markets ADR	EEB	-9.00%	-14.60%	-14.60%	45.70%	610607
Healthshares Emerging Cancer	HHJ	-8.20%	-17.60%	-17.60%	-39.00%	13276

Name	Ticker	Total Return				30 Day Avg Volume
		Month	Quarter	YTD	1 Yr	
Large Cap						
Growth						
Nasdaq 100 Trust Index	QQQQ	1.90%	-14.60%	-14.60%	0.80%	NM
Fidelity Nasdaq Composite Index	ONEQ	0.30%	-13.90%	-13.90%	-5.50%	75863
Powershares Dynamic Large Cap Growth	PWB	-0.20%	-12.20%	-12.20%	-1.60%	283963
Ishares Morningstar Large Growth Index	JKE	-0.30%	-11.50%	-11.50%	-2.30%	113741
Ishares S&P 500 Growth Index	IVW	-0.40%	-9.90%	-9.90%	-1.80%	1644287
StreetTracks DJ Wilshire Large Cap Growth	ELG	-0.40%	-9.90%	-9.90%	-1.30%	48088
Ishares Russell 3000 Growth Index	IWZ	-0.60%	-10.50%	-10.50%	-1.50%	60331
Ishares Russell 1000 Growth Index	IWF	-0.80%	-10.20%	-10.20%	-1.20%	3771359
Powershares Dynamic Agg Growth	PGZ	-0.80%	-17.00%	-17.00%	-7.10%	8767
Vanguard Growth Vipers	VUG	-1.00%	-9.90%	-9.90%	0.20%	492947
First Trust IPOX - 100 Index	FPX	-1.10%	-14.40%	-14.40%	-5.20%	7782
Powershares Valueline Timeliness Select	PIV	-1.20%	-16.20%	-16.20%	-6.70%	61893
Blend						
Vanguard Dividend Appreciation	VIG	2.00%	-4.80%	-4.80%	0.50%	56114
Ishares Morningstar Large Core Index	JKD	0.70%	-7.00%	-7.00%	1.90%	20664
Ishares S&P Global 100 Index	IOO	0.70%	-10.00%	-10.00%	0.30%	91168
Claymore/Ocean Tomo Patent	OTP	0.50%	-9.50%	-9.50%	3.40%	8397
Ishares KLD 400 Select Social Index	KLD	0.20%	-8.50%	-8.50%	-3.80%	13325
Ishares KLD 400 Social Index	DSI	0.00%	-10.10%	-10.10%	-6.90%	9448
Ishares S&P 100 Index	OEF	-0.10%	-10.60%	-10.60%	-4.60%	78993
SPDR DJ Wilshire Large Cap	ELR	-0.40%	-9.10%	-9.10%	-4.50%	6900
Vanguard Large Cap	VV	-0.40%	-9.00%	-9.00%	-4.20%	386252
Wisdom Tree Total Dividend	DTD	-0.40%	-8.00%	-8.00%	-7.60%	33681
Ishares S&P 1500 Index	ISI	-0.50%	-9.30%	-9.30%	-5.50%	129339
Powershares High Growth Rate Div Achievers	PHJ	-0.50%	-5.30%	-5.30%	-11.60%	9823
Wisdom Tree Large cap Dividend	DLN	-0.50%	-8.30%	-8.30%	-6.40%	123161
Powershares ValueLine Industry Rotation	PYH	-0.60%	-11.50%	-11.50%	-3.70%	12188
Ishares S&P 500	IVV	-0.60%	-9.40%	-9.40%	-5.10%	3312250
Ishares Russell 1000 Index	IWB	-0.70%	-9.20%	-9.20%	-5.30%	1550006
Ishares Russell 3000 Index	IWV	-0.80%	-9.30%	-9.30%	-6.10%	568617
Ishares Dow Jones US Total Market Index	IYY	-0.80%	-9.50%	-9.50%	-5.50%	86986
Vanguard Total Stock Market Vipers	VTI	-0.90%	-9.30%	-9.30%	-5.60%	616633
S&P 500 Spiders	SPY	-0.90%	-9.30%	-9.30%	-5.10%	NM
First Trust NASDAQ 100 Equal Weight Index	QQEW	-0.90%	-12.90%	-12.90%	-5.60%	34227
Wisdom Tree Dividend Top 100	DTN	-0.90%	-8.20%	-8.20%	-11.00%	39830
StreetTracks Total Market ETF	TMW	-1.00%	-9.20%	-9.20%	-5.40%	30624
Claymore/Sabrient Defender	DEF	-1.20%	-8.30%	-8.30%	-6.70%	13103
Powershares Dynamic Large Cap	PJF	-1.40%	-10.50%	-10.50%	-2.70%	6224
Wisdom Tree High Yielding Equity	DHS	-1.40%	-8.90%	-8.90%	-13.60%	89580
Ishares NYSE Composite Index	NYC	-1.60%	-9.20%	-9.20%	-2.60%	35491
Claymore/Zacks Yield Hog	CVY	-1.60%	-4.80%	-4.80%	-12.60%	22370
Market 2000 Holders	MKH	-1.70%	-11.00%	-11.00%	-6.90%	859
Vanguard Pacific Stock Vipers	VPL	-1.90%	-9.00%	-9.00%	-8.10%	138856
Rydex S&P Equal Weight	RSP	-1.90%	-8.90%	-8.90%	-10.40%	372236
Powershares FTSE RAFI US 1000	PRF	-2.00%	-9.60%	-9.60%	-9.40%	99482
Claymore/Zacks Sector Rotation	XRO	-2.30%	-15.10%	-15.10%	-5.30%	42447
Powershares Dynamic Market	PWC	-2.90%	-11.10%	-11.10%	-9.10%	54954
Powershares Buyback Achievers	PKW	-3.40%	-11.40%	-11.40%	-12.60%	27301
Value						
Powershares Dividend Achievers	PFM	4.00%	-5.30%	-5.30%	-4.60%	41494
Ishares MSCI EMU Index	EZU	2.50%	-8.80%	-8.80%	1.70%	736204
SPDR S&P Dividend	SDY	1.10%	-5.50%	-5.50%	-13.90%	83430
First Trust Valueline Dividend Index	FVD	0.50%	-5.60%	-5.60%	-11.00%	23292
StreetTracks DJ Global Titans	DGT	0.20%	-9.40%	-9.40%	-2.60%	16984
Diamonds Trust Series I	DIA	0.00%	-7.20%	-7.20%	1.30%	16107501
Ishares NYSE 100 Index	NY	-0.40%	-8.80%	-8.80%	-4.60%	30395
Vanguard Value Vipers	VTV	-0.40%	-8.80%	-8.80%	-9.50%	536904
Vanguard Value	VTV	-0.40%	-8.80%	-8.80%	-9.50%	536904
Powershares Dynamic Large Cap Value	PWV	-0.50%	-9.10%	-9.10%	-4.60%	87610
StreetTracks DJ Wilshire Large Cap Value	ELV	-0.60%	-8.80%	-8.80%	-8.00%	45592
Ishares Russell 3000 Value Index	IWW	-0.70%	-8.40%	-8.40%	-10.60%	105795
Ishares S&P 500 Barra Value	IVE	-0.70%	-8.60%	-8.60%	-8.40%	1177496
Ishares S&P 500 Value Index	IVE	-0.70%	-8.60%	-8.60%	-8.40%	1177496
Ishares Russell 1000 Value	IWD	-0.80%	-8.50%	-8.50%	-9.90%	2733718
Ishares Dow Jones Select Dividend Index	DVY	-1.10%	-9.20%	-9.20%	-15.50%	1012018
Ishares Morningstar Large Value Index	JKF	-1.80%	-10.00%	-10.00%	-10.90%	59570
First Trust DB Strategic Value Index	FDV	-2.30%	-8.20%	-8.20%	-0.80%	22658
First Trust Morningstar Div Leaders Index	FDL	-2.40%	-10.10%	-10.10%	-20.30%	19672
Rydex S&P 500 Pure Value	RPV	-3.40%	-11.50%	-11.50%	-18.10%	17125
Dreman Claymore Dividend & Income	DCS	-7.50%	-7.10%	-7.10%	-27.70%	139690

Name	Ticker	Total Return				30 Day Avg Volume
		Month	Quarter	YTD	1 Yr	
Mid Cap						
Growth						
Claymore/Clear Spin-Off	CSD	-0.90%	-14.50%	-14.50%	-15.30%	29251
Rydex S&P Mid Cap 400 Pure Growth	RFG	-1.20%	-9.80%	-9.80%	-4.80%	12848
Powershares Dynamic OTC	PWO	-1.20%	-15.70%	-15.70%	-15.50%	17626
Ishares S&P Midcap 400 Growth Index	IJK	-1.40%	-8.40%	-8.40%	-2.70%	301476
Powershares Dynamic Midcap Growth	PWJ	-1.50%	-15.50%	-15.50%	0.80%	177539
StreetTracks DJ Wilshire Smallcap Growth	DSG	-1.80%	-11.90%	-11.90%	-10.40%	56492
Ishares Russell Midcap Growth Index	IWP	-2.00%	-11.10%	-11.10%	-5.00%	1138894
Ishares Morningstar Mid Growth index	JKH	-2.60%	-12.80%	-12.80%	-1.00%	90523
SPDR DJ Wilshire Mid Cap Growth	EMG	-3.00%	-10.10%	-10.10%	-6.70%	13345
Vanguard Mid Cap Growth	VOT	-3.50%	-12.90%	-12.90%	-2.50%	200252
Blend						
Wisdom Tree Mid Cap Dividend	DON	-0.40%	-6.90%	-6.90%	-14.20%	119219
Ishares S&P Midcap 400 Index	IJH	-0.90%	-8.30%	-8.30%	-6.50%	669814
Ishares Morningstar Mid Core Index	JKG	-1.00%	-7.50%	-7.50%	-9.80%	65991
Vanguard Extended Market Vipers	VXF	-1.20%	-9.50%	-9.50%	-9.30%	109687
Vanguard Extended Market Index	VXF	-1.20%	-9.50%	-9.50%	-9.30%	109687
Ishares Russell Midcap Index	IWR	-1.30%	-9.50%	-9.50%	-9.00%	463831
First Trust ValueLine Equity Allocation Index	FVI	-1.50%	-9.60%	-9.60%	-6.40%	1779
Powershares Dynamic Mid Cap	PJG	-1.80%	-12.20%	-12.20%	-11.60%	13843
Midcap Spiders	MDY	-1.90%	-8.70%	-8.70%	-7.60%	4355096
Powershares Dynamic MagniQuant	PIQ	-2.30%	-10.70%	-10.70%	-11.70%	15707
Claymore/Sabrient Insider	NFO	-2.30%	-11.60%	-11.60%	-7.60%	12721
Vanguard Midcap Vipers	VO	-2.40%	-10.30%	-10.30%	-9.30%	257934
SPDR DJ Wilshire Mid Cap	EMM	-2.40%	-8.90%	-8.90%	-12.60%	20131
Powershares Listed Private Equity	PSP	-6.00%	-10.80%	-10.80%	-23.80%	57152
Value						
Ishares S&P Midcap 400 Barra Value	IJJ	0.00%	-8.00%	-8.00%	-11.10%	164821
Powershares HighYield Dividend Achievers	PEY	-0.60%	-9.30%	-9.30%	-20.60%	120454
Vanguard Mid Cap Value	VOE	-0.80%	-8.10%	-8.10%	-15.40%	153380
Ishares Russell Midcap Value Index	IWS	-1.20%	-8.80%	-8.80%	-14.40%	958035
Ishares Morningstar Mid Value Index	JKI	-1.50%	-8.30%	-8.30%	-17.10%	74134
Rydex S&P Mid Cap 400 Pure Value	RFV	-2.40%	-7.50%	-7.50%	-15.20%	7634
SPDR DJ Wilshire Mid Cap Value	EMV	-2.60%	-9.00%	-9.00%	-14.30%	9697
Powershares Dynamic Midcap Value	PWP	-3.00%	-11.10%	-11.10%	-15.20%	27001
Small Cap						
Growth						
Rydex S&P Small Cap 600 Pure Growth	RZG	0.20%	-9.30%	-9.30%	-10.70%	2652
Ishares S&P Smallcap 600 Growth	IJT	0.10%	-8.20%	-8.20%	-7.00%	449466
Ishares Russell 2000 Growth Index	IWO	-1.00%	-13.10%	-13.10%	-8.90%	3299185
Ishares Morningstar Small Growth Index	JKK	-1.10%	-14.40%	-14.40%	-8.50%	62523
Vanguard Smallcap Growth Vipers	VBK	-1.30%	-11.90%	-11.90%	-7.60%	280137
Powershares Dynamic Smallcap Growth	PWT	-1.50%	-14.60%	-14.60%	-18.10%	32640
SPDR DJ Wilshire Small Cap Growth	DSG	-1.80%	-11.90%	-11.90%	-10.40%	56492
Blend						
Wisdom Tree Small Cap Dividend	DES	1.80%	-3.60%	-3.60%	-15.50%	74174
Wisdom Tree Small Cap Earnings	EES	1.20%	-6.90%	-6.90%	-17.50%	16848
Ishares Morningstar Small Core Index	JKJ	0.20%	-6.90%	-6.90%	-14.00%	79911
Ishares S&P Smallcap 600 Index	IJR	-0.10%	-7.70%	-7.70%	-10.80%	1960815
Powershares Dynamic Small Cap	PJM	-0.30%	-7.80%	-7.80%	-12.90%	6041
Powershares FTSE RAFI US 1500 Small-Mid	PRFZ	-0.70%	-8.90%	-8.90%	-12.00%	31562
Vanguard Smallcap Vipers	VB	-0.80%	-9.40%	-9.40%	-11.20%	330818
Ishares Russell 2000 Index	IWM	-0.80%	-10.00%	-10.00%	-13.30%	93927424
Powershares Zacks Small Cap	PZJ	-1.30%	-12.20%	-12.20%	-14.80%	19097
SPDR DJ Wilshire Small Cap	DSC	-1.40%	-10.00%	-10.00%	-11.40%	42497
Value						
Rydex S&P Small Cap 600 Pure Value	RZV	2.60%	-2.70%	-2.70%	-22.20%	23050
Ishares Morningstar Small Value Index	JKL	1.10%	-5.10%	-5.10%	-13.80%	43407
Powershares Dynamic Smallcap Value	PWY	1.00%	-4.20%	-4.20%	-13.50%	51596
Ishares S&P Smallcap 600 Value Index	IJS	0.80%	-6.50%	-6.50%	-13.30%	327329
Ishares Russell 2000 Value Index	IWN	0.10%	-6.80%	-6.80%	-17.40%	2989363
Vanguard Smallcap Value Vipers	VBR	-0.40%	-6.80%	-6.80%	-14.80%	320208
StreetTracks DJ Wilshire Smallcap Value	DSV	-0.70%	-7.20%	-7.20%	-13.90%	26780
Micro Cap						
Micro Cap						
First Trust Dow Jones Select Micro Cap	FDM	1.00%	-8.80%	-8.80%	-15.70%	5317
Claymore/Sabrient Stealth	STH	-0.40%	-6.20%	-6.20%	-21.40%	7703
Powershares Zacks Micro Cap	PZI	-1.00%	-12.40%	-12.40%	-25.30%	62600
Ishares Russell Micro Cap Index	IWC	-1.10%	-11.70%	-11.70%	-20.10%	195526

Name	Ticker	Total Return				30 Day Avg Volume
		Month	Quarter	YTD	1 Yr	
Sector/ Industry						
Basic Material						
Rydex S&P Equal Weight Materials	RTM	0.10%	-5.30%	-5.30%	-2.40%	13438
Rydex S&P Equal Weight Materials	RTM	0.10%	-5.30%	-5.30%	-2.40%	13438
Powershares Dynamic Basic Materials	PYZ	-0.70%	-2.20%	-2.20%	11.90%	15152
Materials Select Sector Spider	XLB	-1.40%	-3.40%	-3.40%	7.90%	17633508
Market Vectors Steel	SLX	-1.80%	2.10%	2.10%	55.80%	260587
Wisdom Tree Intl Basic Materials	DBN	-1.80%	-3.60%	-3.60%	12.20%	25355
Vanguard Materials Viper	VAW	-1.90%	-3.40%	-3.40%	10.90%	139197
Ishares Dow Jones US Basic Materials	IYM	-2.80%	-3.30%	-3.30%	17.20%	775673
Powershares FTSE RAFI Basic Materials	PRFM	-2.90%	-4.60%	-4.60%	6.30%	1352
Market vectors Environmental	EVX	-4.60%	-6.20%	-6.20%	8.00%	10102
SPDR Metals & Mining	XME	-5.50%	1.00%	1.00%	22.60%	1586443
Powershares DB Base Metals	DBB	-6.30%	15.10%	15.10%	5.40%	221217
Market Vectors Gold Miners	GDX	-10.20%	4.10%	4.10%	22.40%	4710868
Consumer Cyclical						
Retail Holders	RTH	2.20%	-1.80%	-1.80%	-9.10%	7599210
Wisdom Tree Intl Consumer Cyclical	DPC	1.20%	-7.60%	-7.60%	-10.40%	16603
Rydex S&P Equal Weight Consumer Disc	RCD	0.00%	-5.60%	-5.60%	-21.40%	31457
SPDR S&P Retail	XRT	-0.10%	-5.40%	-5.40%	-25.90%	4477426
Ishares Dow Jones US Consumer Services	IYC	-0.90%	-6.50%	-6.50%	-14.80%	142271
Vanguard Consumer Discretionary Viper	VCR	-1.20%	-8.00%	-8.00%	-19.10%	70335
Powershares Dynamic Leisure & Entertain	PEJ	-1.80%	-8.20%	-8.20%	-16.70%	64114
Consumer Discretionary Spider	XLY	-1.80%	-5.90%	-5.90%	-18.00%	6741250
Powershares Dynamic Consumer Disc	PEZ	-2.50%	-7.30%	-7.30%	-20.90%	18262
Powershares Dynamic Retail	PMR	-2.50%	-6.20%	-6.20%	-26.50%	27614
Powershares FTSE RAFI Consumer Services	PRFS	-3.30%	-6.80%	-6.80%	-17.40%	10000
Powershares Dynamic Media	PBS	-3.60%	-10.30%	-10.30%	-18.90%	62679
Consumer Non-Cyclical						
Ishares S&P Global Consumer Staples	KXI	3.90%	-3.50%	-3.50%	10.30%	44599
Powershares Dynamic Food & Beverage	PBJ	3.60%	-2.40%	-2.40%	-1.00%	48288
Consumer Staples Select Sector Spider	XLP	3.20%	-2.80%	-2.80%	6.90%	3695718
Vanguard Consumer Staples Viper	VDC	2.70%	-2.80%	-2.80%	6.60%	88495
Powershares Dynamic Consumer Staples	PSL	2.40%	-2.10%	-2.10%	-1.70%	8341
Rydex S&P Equal Weight Consumer Staples	RHS	2.10%	-6.10%	-6.10%	-0.70%	8452
Ishares Dow Jones US Consumer Goods	IYK	2.10%	-4.80%	-4.80%	2.50%	46394
Wisdom Tree Intl Consumer Non-Cyclical	DPN	1.10%	-7.20%	-7.20%	0.60%	19166
Powershares FTSE RAFI Consumer Goods	PRFG	-1.00%	-6.20%	-6.20%	-8.40%	3789
Energy						
Claymore MacroShares Oil Up Tradeable Tr	UCR	2.20%	-4.10%	-4.10%	24.90%	39443
United States Oil	USO	1.20%	7.40%	7.40%	52.50%	6301330
SPDR S&P Oil & Gas Equip & Services	XES	1.10%	-3.20%	-3.20%	25.00%	70384
Powershares DB Energy	DBE	1.00%	10.30%	10.30%	44.00%	72979
Powershares DB Oil	DBO	0.60%	7.90%	7.90%	42.60%	57987
Oil Services Holders	OIH	0.30%	-6.50%	-6.50%	21.40%	6913062
Ishares Dow Jones US Oil Equipment Index	IEZ	0.10%	-4.50%	-4.50%	28.10%	43080
Powershares Dynamic Oil & Gas Services	PXJ	-0.50%	-5.50%	-5.50%	24.70%	108706
Powershares Cleantech	PZD	-0.80%	-13.80%	-13.80%	17.90%	38142
SPDR S&P Oil & Gas Exploration & Prod	XOP	-1.30%	3.40%	3.40%	32.30%	484829
Powershares Dynamic Energy	PXI	-1.40%	-3.90%	-3.90%	16.50%	13784
Ishares Dow Jones US Oil & Gas Ex Index	IEO	-1.70%	3.70%	3.70%	33.50%	129695
Ishares Dow Jones US Energy	IYE	-2.00%	-5.80%	-5.80%	24.40%	494766
Powershares Dynamic Energy Exploration	PXE	-2.20%	-4.70%	-4.70%	19.40%	48299
Rydex S&P Equal Weight Energy	RYE	-2.30%	-4.20%	-4.20%	24.20%	4000
Energy Select Sector Spider	XLE	-2.40%	-6.40%	-6.40%	24.20%	24714002
Powershares WilderHill Prog Energy	PUW	-2.40%	-12.50%	-12.50%	-2.90%	17823
Vanguard Energy Vipers	VDE	-2.50%	-5.80%	-5.80%	22.40%	60020
Powershares FTSE RAFI Energy	PRFE	-3.20%	-8.20%	-8.20%	19.50%	8284
Ishares S&P Global Energy Sector	IXC	-3.20%	-8.70%	-8.70%	18.70%	53263
Ishares Goldman Sachs Natural Resources	IGE	-3.70%	-5.00%	-5.00%	22.40%	111976
Powershares Wilderhill Clean Energy	PBW	-5.40%	-29.20%	-29.20%	3.80%	1034458
Claymore MacroShares Oil Down Tradeable Tr	DCR	-6.10%	11.70%	11.70%	-32.50%	393470
Powershares DB Agriculture	DBA	-12.30%	10.50%	10.50%	46.50%	4119058

Name	Ticker	Total Return				30 Day Avg Volume
		Month	Quarter	YTD	1 Yr	
Sector/ Industry						
Financial						
Powershares Dynamic Banking	PJB	4.20%	-1.70%	-1.70%	-20.60%	70374
Wisdom Tree Intl Financial	DRF	3.70%	-9.90%	-9.90%	-12.00%	12543
KBW Regional Banking	KRE	2.60%	-5.20%	-5.20%	-22.80%	3705340
Ishares KLD Select Social Index	KLD	0.20%	-8.50%	-8.50%	-3.80%	13325
Ishares S&P Global Financials Sector	IXG	-0.20%	-12.20%	-12.20%	-18.50%	45519
Powershares Dynamic Insurance	PIC	-1.10%	-8.10%	-8.10%	-11.60%	12703
Ishares Dow Jones US Insurance	IAK	-1.30%	-14.20%	-14.20%	-19.00%	20784
Ishares Dow Jones US Regional Banks	IAT	-1.50%	-5.50%	-5.50%	-27.30%	254850
KBW Insurance	KIE	-1.90%	-12.20%	-12.20%	-16.60%	389692
Powershares Dynamic Financials	PFI	-2.00%	-10.80%	-10.80%	-11.70%	19484
Ishares Dow Jones US Financial Sector	IYF	-2.30%	-12.80%	-12.80%	-26.30%	4134886
Regional Bank Holders	RKH	-2.50%	-10.30%	-10.30%	-24.20%	1515928
Vanguard Financials Viper	VFH	-2.60%	-12.50%	-12.50%	-25.50%	308808
Powershares Financial Preferred	PGF	-2.80%	9.60%	9.60%	-9.00%	125077
Rydex S&P Equal Weight Financials	RYF	-2.90%	-13.50%	-13.50%	-28.40%	12776
Financial Select Sector Spider	XLF	-2.90%	-13.30%	-13.30%	-27.60%	NM
Ishares Dow Jones US Financial Services	IYG	-3.40%	-14.20%	-14.20%	-29.90%	389594
KBW Bank	KBE	-3.80%	-9.80%	-9.80%	-27.20%	3945348
Powershares FTSE RAFI Financials	PRFF	-4.70%	-13.50%	-13.50%	-26.60%	12100
KBW Capital Markets	KCE	-7.00%	-24.40%	-24.40%	-22.70%	874429
Ishares Dow Jones US Broker-Dealers	IAI	-10.80%	-27.10%	-27.10%	-28.70%	3319642
Industrials						
Ishares Dow Jones Transportation Average	IYT	5.10%	5.40%	5.40%	0.30%	1659528
Industrial Select Sector Spider	XLI	3.60%	-4.10%	-4.10%	7.00%	6206206
Ishares Dow Jones US Industrial	IYJ	2.10%	-5.70%	-5.70%	3.80%	68556
Vanguard Industrial Vipers	VIS	2.00%	-5.40%	-5.40%	4.90%	42398
Powershares FTSE RAFI Industrials	PRFN	2.00%	-5.30%	-5.30%	2.70%	7553
Powershares Dynamic Industrials	PRN	0.70%	-7.20%	-7.20%	2.50%	13581
Rydex S&P Equal Weight Industrials	RGI	0.10%	-7.40%	-7.40%	0.40%	18545
Ishares Dow Jones US Aerospace & Defense	ITA	-1.90%	-12.90%	-12.90%	5.00%	64231
Powershares Aerospace & Defense	PPA	-2.70%	-13.60%	-13.60%	1.30%	110333
Real Estate						
Ishares Dow Jones US Home Construction	ITB	9.00%	14.40%	14.40%	-40.30%	1086048
StreetTracks Wilshire REIT	RWR	6.70%	2.20%	2.20%	-18.70%	841225
Ishares Cohen & Steers Realty Majors	ICF	6.60%	1.60%	1.60%	-19.70%	1617714
SPDR S&P Homebuilders	XHB	6.60%	12.40%	12.40%	-32.60%	8615452
Vanguard REIT Index Vipers	VNQ	6.50%	2.30%	2.30%	-17.40%	682483
Ishares Dow Jones US Real Estate	IYR	4.50%	0.20%	0.20%	-20.10%	9922116
Powershares Dynamic Building & Constr	PKB	-1.80%	-9.10%	-9.10%	-6.40%	51192
Healthcare/Biotech						
Biotech Holders	BBH	3.50%	7.30%	7.30%	-1.40%	194814
First Trust AMEX Biotech Index	FBT	1.70%	-6.40%	-6.40%	-4.50%	47508
Healthshares Cardio Devices	HHE	-0.10%	-7.40%	-7.40%	-3.30%	2517
SPDR S&P Biotech	XBI	-0.30%	-9.80%	-9.80%	11.20%	212046
Ishares Nasdaq Biotechnology	IBB	-0.60%	-6.70%	-6.70%	0.10%	2249138
Powershares Dynamic Pharmaceuticals	PJP	-0.80%	-6.50%	-6.50%	-5.30%	26572
Powershares Dynamic Biotech & Genome	PBE	-1.00%	-10.40%	-10.40%	-6.60%	83824
Ishares Dow Jones US Medical Devices	IHI	-1.10%	-6.30%	-6.30%	8.40%	91469
Wisdom Tree Intl Healthcare	DBR	-1.10%	-6.30%	-6.30%	-5.50%	19541
Healthshares Diagnostics	HHD	-2.40%	-12.20%	-12.20%	18.00%	18614
SPDR S&P Pharmaceuticals	XPH	-2.70%	-9.00%	-9.00%	-10.40%	22448
Healthshares Enabling Technologies	HHV	-2.90%	-6.70%	-6.70%	18.20%	2524
Ishares S&P Global Healthcare Sector	IXJ	-3.60%	-9.90%	-9.90%	-7.10%	58588
Pharmaceutical Holders	PPH	-3.90%	-11.90%	-11.90%	-10.10%	856334
Healthshares Patient Care Services	HHB	-3.90%	-14.50%	-14.50%	-16.80%	1914
Ishares Dow Jones US Pharmaceuticals	IHE	-4.10%	-10.20%	-10.20%	-9.20%	21796
Ishares Dow Jones US Healthcare	IYH	-4.30%	-11.10%	-11.10%	-4.80%	67309
Rydex S&P Equal Weight Healthcare	RYH	-4.30%	-8.70%	-8.70%	-2.60%	35590
Health Care Select Sector Spider	XLV	-4.50%	-11.30%	-11.30%	-5.60%	3583143
Vanguard Health Care Vipers	VHT	-4.60%	-11.60%	-11.60%	-5.80%	70360
Powershares Dynamic Healthcare	PTH	-5.30%	-15.80%	-15.80%	-8.20%	36832
Powershares FTSE RAFI Healthcare	PRFH	-5.40%	-13.70%	-13.70%	-7.50%	2785
Healthshares Emerging Cancer	HHJ	-8.20%	-17.60%	-17.60%	-39.00%	13276
Powershares Dynamic Healthcare Services	PTJ	-13.90%	-22.90%	-22.90%	-15.70%	134757
Ishares Dow Jones US Healthcare Provider	IHF	-14.20%	-25.60%	-25.60%	-16.20%	158290

Name	Ticker	Total Return				30 Day Avg Volume
		Month	Quarter	YTD	1 Yr	
Sector/ Industry						
Technology						
B2B Internet Holders	BHH	5.70%	-11.90%	-11.90%	-82.80%	10859
Internet Holders	HHH	5.20%	-6.90%	-6.90%	-1.10%	70683
Powershares Dynamic Semiconductors	PSI	3.30%	-11.30%	-11.30%	-13.50%	95832
Software Holders	SWH	3.10%	-12.20%	-12.20%	-0.60%	70866
SPDR S&P Semiconductor	XSD	1.70%	-15.80%	-15.80%	-19.50%	103142
Technology Select Sector Spider	XLK	1.20%	-16.00%	-16.00%	-3.10%	4773001
Semiconductor Holders	SMH	0.60%	-11.70%	-11.70%	-10.50%	11197666
Ishares Goldman Sachs Technology Index	IGM	0.60%	-14.90%	-14.90%	-0.90%	105746
Powershares Lux Nanotech	PXN	0.60%	-10.30%	-10.30%	-17.90%	31626
Ishares Goldman Sachs Software Index	IGV	0.50%	-13.10%	-13.10%	-0.60%	149607
Vanguard Information Technology Vipers	VGT	0.40%	-15.40%	-15.40%	-2.60%	112166
Ishares Dow Jones US Technology	IYW	0.30%	-15.90%	-15.90%	-2.40%	234240
Wisdom Tree Intl Technology	DBT	0.20%	-5.10%	-5.10%	-10.50%	34329
Ishares S&P Global Technology Sector	IXN	0.20%	-13.50%	-13.50%	-0.60%	84005
StreetTracks Morgan Stanley Technology	MTK	0.20%	-14.70%	-14.70%	-4.30%	39976
Powershares Dynamic Software	PSJ	0.20%	-16.20%	-16.20%	-16.00%	13341
Internet Architecture Holders	IAH	0.00%	-9.80%	-9.80%	10.40%	13869
Powershares Dynamic Hardware & Cons Electronics	PHW	-0.10%	-16.10%	-16.10%	-10.90%	8728
Powershares Dynamic Technology	PTF	-0.50%	-14.20%	-14.20%	-11.80%	10614
First Trust Dow Jones Internet Index	FDN	-0.60%	-11.40%	-11.40%	-4.50%	34053
First Trust Nasdaq 100 Tech Index	QTEC	-1.20%	-14.90%	-14.90%	-7.50%	6153
Ishares Goldman Sachs Semiconductor	IGW	-1.30%	-16.60%	-16.60%	-17.40%	316700
Rydex S&P Equal Weight Technology	RYT	-1.60%	-12.80%	-12.80%	-11.80%	11945
Broadband Holders	BDH	-3.10%	-11.60%	-11.60%	-20.90%	74297
Ishares Goldman Sachs Networking	IGN	-3.40%	-20.00%	-20.00%	-14.90%	68788
Powershares Dynamic Networking	PXQ	-3.80%	-19.00%	-19.00%	-18.90%	7100
Internet Infrastructure Holders	IIH	-5.10%	-3.40%	-3.40%	4.50%	32386
Telecommunications						
Telecom Holders	TTH	3.90%	-14.70%	-14.70%	-14.10%	86993
Vanguard Telecom Services Vipers	VOX	0.70%	-17.80%	-17.80%	-16.70%	100134
Powershares FTSE RAFI Telecom	PRFQ	0.00%	-16.60%	-16.60%	-7.80%	2455
Ishares Dow Jones US Telecom	IYZ	-0.30%	-20.30%	-20.30%	-22.90%	381236
Ishares S&P Global Telecom	IXP	-0.70%	-13.40%	-13.40%	4.30%	75613
Powershares Dynamic Telecom & Wireless	PTE	-2.30%	-19.70%	-19.70%	-19.60%	13732
Wireless Holders	WMH	-3.20%	-16.80%	-16.80%	0.20%	10048
Utilities						
Utilities Holder	UTH	1.90%	-8.70%	-8.70%	-11.60%	56428
Utilities Select Sector Spider	XLU	1.60%	-9.70%	-9.70%	-1.50%	6348276
Vanguard Utilities Viper	VPU	0.60%	-9.90%	-9.90%	-3.30%	50503
Ishares Dow Jones US Utilities	IDU	0.40%	-9.60%	-9.60%	-2.80%	79417
Powershares Dynamic Utilities	PUI	0.10%	-10.10%	-10.10%	-8.90%	17383
Powershares FTSE RAFI Utilities	PRFU	-0.20%	-11.70%	-11.70%	-7.90%	2658
Rydex S&P Equal Weight Utilities	RYU	-0.70%	-13.60%	-13.60%	-10.90%	18772
Powershares Water Resources	PHO	-2.50%	-10.00%	-10.00%	3.40%	636639
Commodity-Based						
Powershares DB Commodity Index	DBC	-0.30%	14.10%	14.10%	44.80%	1485732
Ishares S&P GSCI Commodity-Indexed Trust	GSG	-0.90%	9.70%	9.70%	39.40%	317392
Powershares DB Gold	DGL	-5.80%	8.80%	8.80%	34.00%	56043
Ishares COMEX Gold Trust	IAU	-5.90%	10.00%	10.00%	37.70%	495329
StreetTracks Gold Shares	GLD	-6.00%	9.60%	9.60%	37.50%	14372460
Powershares DB Precious Metals	DBP	-7.50%	9.80%	9.80%	32.00%	139852
Ishares Silver Trust	SLV	-13.40%	15.90%	15.90%	27.60%	1491904
Powershares DB Silver	DBS	-13.60%	14.10%	14.10%	23.40%	131477
Fixed Income						
Fixed Income						
Ishares Lehman 20+ Year Treasury Bond	TLT	2.90%	4.20%	4.20%	13.30%	3369132
Ishares Lehman 7-10 Year Treasury Bond	IEF	2.00%	6.40%	6.40%	14.80%	422783
Ishares Lehman 3-7 Year Treasury Bond	IEI	1.30%	5.60%	5.60%	12.60%	69432
Ishares Lehman 10-20 Year Treasury Bond	TLH	1.30%	4.40%	4.40%	11.30%	22524
Ishares Lehman Aggregate	AGG	0.90%	2.70%	2.70%	7.30%	550017
Ishares Lehman 1-3 Year Treasury Bond	SHY	0.80%	3.30%	3.30%	8.90%	898604
Ishares GS Investop Corp Bond	LQD	0.30%	1.70%	1.70%	3.40%	232516
Ishares Lehman Short Treasury Bond	SHV	0.10%	0.70%	0.70%	3.30%	144464
Ishares Lehman Govt Credit Bond	GBF	-0.20%	2.50%	2.50%	6.10%	4934
Ishares Lehman Intermediate Govt Credit Bond	GVI	-0.30%	2.20%	2.20%	5.50%	15783
Ishares Lehman TIPS Bond	TIP	-0.60%	3.90%	3.90%	12.40%	698171
Ishares Lehman 1-3 Year Credit Bond	CSJ	-0.70%	2.10%	2.10%	4.50%	38351
Ishares Lehman Intermediate Credit Bond	CIU	-1.20%	1.00%	1.00%	3.70%	21389
Ishares Lehman Credit Bond	CFT	-1.90%	0.10%	0.10%	1.80%	6228

Name	Ticker	Total Return				30 Day Avg Volume
		Month	Quarter	YTD	1 Yr	
Currencies						
Currencies						
CurrencyShares Swiss Franc	FXF	4.90%	14.20%	14.20%	23.70%	209045
Euro Currency	FXE	4.80%	9.00%	9.00%	21.70%	523730
CurrencyShares Swedish Krona	FXS	3.70%	8.90%	8.90%	19.70%	8156
Powershares DB USD Bear	UDN	2.80%	6.90%	6.90%	17.60%	129734
CurrencyShares Mexican Peso	FXM	1.90%	4.00%	4.00%	9.40%	5538
CurrencyShares British Pound	FXB	-0.10%	-0.20%	-0.20%	4.60%	61661
CurrencyShares Australian Dollar	FXA	-2.00%	4.40%	4.40%	17.30%	189523
Powershares DB USD Bull	UUP	-2.40%	-5.50%	-5.50%	-8.80%	189400
CurrencyShares Canadian Dollar	FXC	-4.00%	-3.10%	-3.10%	15.30%	89868
Powershares DB G10 Currency Harvest	DBV	-4.20%	-6.40%	-6.40%	-1.70%	147753
International						
Global						
Ishares MSCI EAFE	EFA	0.40%	-8.40%	-8.40%	-3.10%	13913782
Wisdom Tree Intl MidCap Dividend	DIM	0.30%	-6.10%	-6.10%	-5.10%	26333
StreetTracks Dow Jones STOXX 50	FEU	-0.20%	-10.90%	-10.90%	-1.50%	62654
Powershares Intl Dividend Achievers	PID	-1.10%	-9.00%	-9.00%	-1.10%	136629
Ishares S&P / TOPIX 150 Index	ITF	-2.30%	-6.70%	-6.70%	-13.80%	73896
Asia Pacific						
Ishares MSCI Singapore	EWS	5.10%	-7.40%	-7.40%	7.40%	5610588
SPDR Russell Nomura SmallCap Japan	JSC	3.00%	-2.40%	-2.40%	-18.60%	18572
Wisdom Tree Japan SmallCap Dividend	DFJ	2.00%	-0.70%	-0.70%	-13.60%	15725
Wisdom Tree Japan High Yielding Equity	DNL	0.10%	-4.50%	-4.50%	-14.40%	5797
SPDR Russell Nomura PRIME Japan	JPP	-0.30%	-5.80%	-5.80%	-14.10%	11131
Wisdom Tree Pacific Ex-Japan High Yield	DNH	-1.10%	-10.10%	-10.10%	-0.50%	10894
Wisdom Tree Japan Total Dividend	DXJ	-1.20%	-4.40%	-4.40%	-13.70%	5959
Ishares MSCI Japan	EWJ	-1.30%	-6.90%	-6.90%	-14.10%	25526554
Ishares MSCI Pacific Ex Japan	EPP	-2.10%	-12.10%	-12.10%	6.20%	277267
Ishares S&P TOPIX 150 Index	ITF	-2.30%	-6.70%	-6.70%	-13.80%	73896
Ishares MSCI Hong Kong	EWH	-2.80%	-18.10%	-18.10%	14.10%	8394677
Ishares MSCI Australia	EWA	-2.90%	-10.60%	-10.60%	4.20%	2169052
Ishares FTSE/Xinhua China 25	FXI	-6.90%	-20.70%	-20.70%	34.00%	8572288
Powershares Golden Dragon Halter USX China	PGJ	-10.00%	-27.20%	-27.20%	22.10%	534975
North America						
Ishares MSCI Canada	EWC	-5.30%	-5.60%	-5.60%	17.40%	1894941
Europe						
Ishares MSCI Spain	EWP	7.00%	-3.50%	-3.50%	10.90%	493580
Ishares MSCI Belgium	EWK	4.90%	-2.90%	-2.90%	-8.30%	144112
Ishares MSCI Netherlands	EWN	4.60%	-5.30%	-5.30%	3.50%	91926
Ishares MSCI Sweden	EWD	3.80%	-2.10%	-2.10%	-7.00%	248793
Ishares MSCI France	EWQ	3.00%	-8.10%	-8.10%	0.30%	550614
StreetTracks Dow Jones Euro STOXX 50	FEZ	2.90%	-10.00%	-10.00%	2.10%	178444
Ishares MSCI EMU	EZU	2.50%	-8.80%	-8.80%	1.70%	736204
Ishares MSCI Switzerland	EWL	1.80%	-0.40%	-0.40%	2.70%	321966
Ishares MSCI Germany	EWG	1.70%	-11.10%	-11.10%	11.10%	2477143
Ishares MSCI Austria	EWO	1.50%	-8.80%	-8.80%	-11.70%	115561
Vanguard European Stock Vipers	VGK	1.30%	-8.10%	-8.10%	0.30%	336447
Ishares S&P Europe 350	IEV	1.20%	-8.20%	-8.20%	-0.20%	779122
Ishares MSCI Italy	EWI	-0.90%	-10.30%	-10.30%	-8.10%	750933
Ishares MSCI UK	EWU	-1.60%	-10.50%	-10.50%	-6.90%	615243
Europe 2001 Holders	EKH	-2.80%	-17.70%	-17.70%	-15.30%	8372
Emerging Markets						
Ishares MSCI Mexico	EWV	6.30%	5.50%	5.50%	10.60%	4428594
Ishares MSCI Taiwan	EWT	2.70%	5.50%	5.50%	16.50%	15455395
Ishares MSCI South Korea	EWY	-2.00%	-13.80%	-13.80%	11.10%	3599508
Ishares S&P Latin America 40	ILF	-2.50%	1.40%	1.40%	43.50%	905610
Vanguard Emerging Markets	VWO	-3.70%	-9.80%	-9.80%	21.70%	898513
Ishares MSCI Emerging Markets	EEM	-3.80%	-10.60%	-10.60%	17.00%	22877124
Ishares MSCI South Africa	EZA	-4.50%	-13.00%	-13.00%	-4.60%	185617
Ishares MSCI Malaysia	EWM	-5.40%	-6.90%	-6.90%	13.20%	5107630
BLDRS Emerging Markets ADR	ADRE	-6.70%	-11.40%	-11.40%	25.70%	623398
Ishares MSCI Brazil	EWZ	-7.80%	-4.50%	-4.50%	58.10%	17592378
BLDRS Emerging Markets ADR	EEB	-9.00%	-14.60%	-14.60%	45.70%	610607

Continued from page 1

Barclays Launches New International ETFs and a Currency ETN

Barclays Global Investors has launched three new individual country ETFs and a new global ETF that covers developed and emerging market countries.

The international equity ETFs include:

IShares MSCI ACWI Index Fund (ACWI). It tracks the MSCI All Country World Index and charges .35%.

IShares MSCI ACWI ex US Index Fund (ACWX). It tracks the MSCI All Country World Index ex. US and charges .35%

IShares MSCI Israel Capped Investable Market Index Fund (EIS)

IShares MSCI Turkey Investable Market Index Fund (TUR)

IShares MSCI Thailand Investable Market Index Fund (THD)

The Currency ETN is the IPath Optimized Currency Carry ETN (ICI). This fund tracks the Barclays Intelligent Carry Index and will charge .65%.

Each of the single country funds will charge .65%.



Saddle River Capital Management, LLC is an investment manager who focuses on managing active index portfolios using Exchange Traded Funds.

We concentrate on modern asset allocation techniques developing low expense highly diversified risk adjusted portfolios.

We have created and managed five separately managed ETF portfolios since January, 2004. It is rare to have ETF portfolios with a track record of above market performance since 2004.

The portfolios run from an Aggressive Growth style to Income and Preservation of Capital. These portfolios can also be used as life cycle style portfolios.

The performance of these portfolios is recorded on page 2. For more details and statistics on them please contact dick@saddlerivercapital.net. We will email or snail mail you the data sheets.

Consider putting your clients in these portfolios for a small fee. We can usually work within your system to provide seamless service. Please contact us for more information on this.

Also, for your high net worth clients who are looking for a sophisticated portfolio that is less correlated with the market yet may consistently outperform it, we can construct custom portfolios that match the techniques used by some of the highly successful endowment funds, i.e. Yale endowment.



172 Broadway
Woodcliff Lake, NJ 07677
Ph: 201-391-4500
www.saddlerivercapital.net